



# Newsletter

October '20



## In this Issue:

- |  |   |   |
|--|---|---|
| <ul style="list-style-type: none"><li>• Gandhi Jayanthi Celebration</li><li>• We share, we care</li><li>• Motor Activity</li><li>• Creative corner</li><li>• Depicting the self</li><li>• My picture book</li><li>• Roll and read</li><li>• Stepping into recipe</li></ul> | <ul style="list-style-type: none"><li>• Feeling Ladder</li><li>• Young Cartographers</li><li>• Alliteration</li><li>• Comic strips</li><li>• Learning through tools</li><li>• Model making</li><li>• We collaborate</li><li>• Navaratri celebration</li><li>• A comparative Study</li></ul> | <ul style="list-style-type: none"><li>• Book Fair</li><li>• Self Assessment Portfolio</li><li>• Learning to be focused</li><li>• Terminal exam</li><li>• Virtual Practicals</li><li>• Virtual Tour - English</li><li>• Tools to recapitulate</li><li>• Professional Development</li></ul> |
|--|---|---|



**Chettinad  
Vidya Mandir**

To educate individuals to become compassionate and responsible global citizens who contribute towards sustainable development.

# Cleanliness, the Gandhian way



"Sanitation is more important than Independence" - Mahatma Gandhi.

In keeping with his principles of cleanliness and sanitation, our children at Chettinad Vidya Mandir, Karur celebrated Gandhi Jayanthi by engaging in cleaning activities: They mopped, swept, washed vessels and cleaned their cupboards.



## We share, we care



Students of grade V helped the elders at their homes by cleaning and maintaining the home, cooking and by supporting their parents in their chores. This is an activity to observe Gandhi Jayanthi and respect the Mahatma's values.

# Motor Activity

Pick and drop activity using available objects at home.



Motor  
development  
activity



Balancing activity by  
walking on the line with  
a glass of water.



## Creative corner



For the theme water transport, children of SKG created a paper boat. They drew a river and pasted the boat.

# Depicting the self



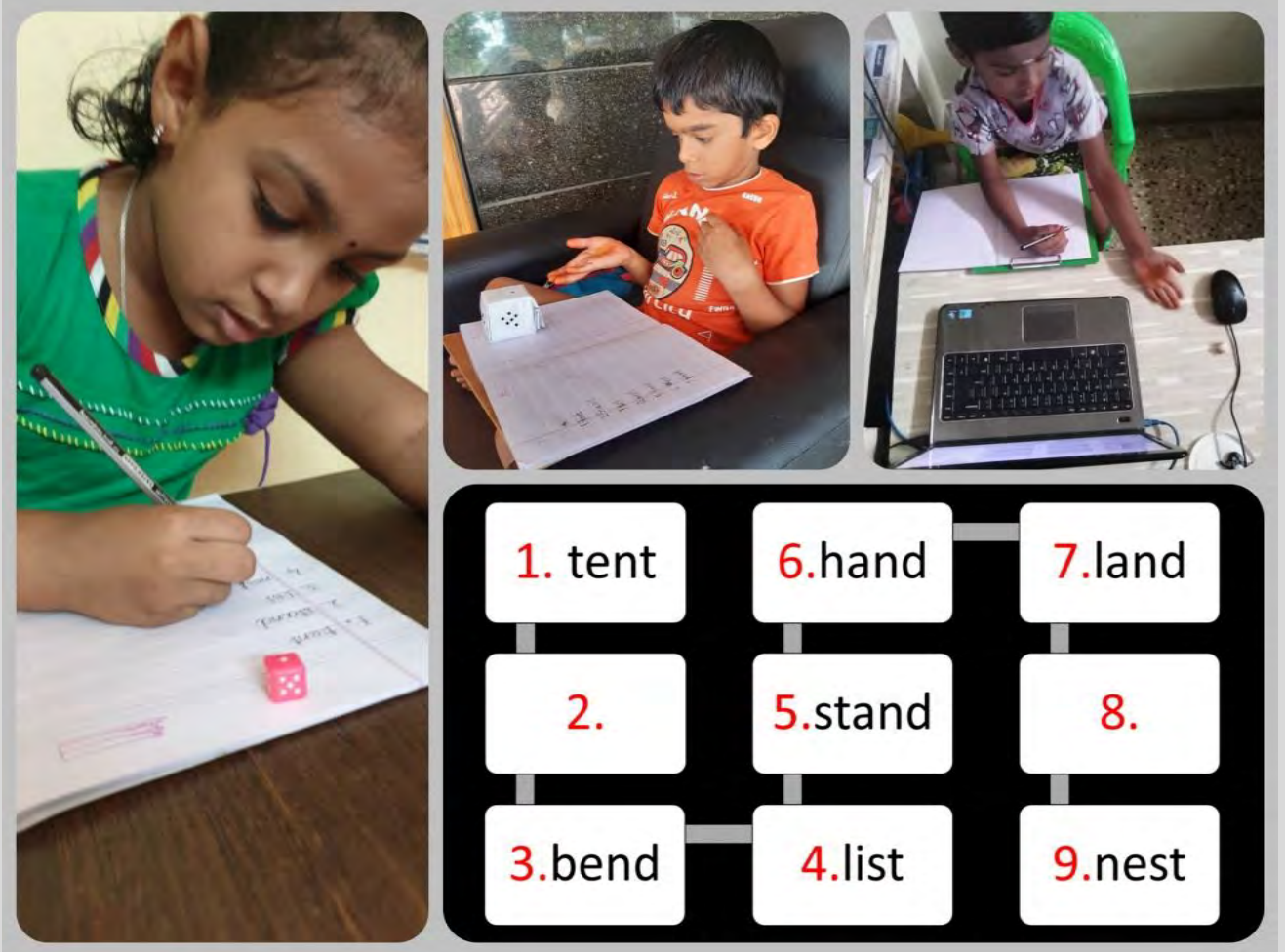
Grade I children illustrated about themselves and shared their likes online.

## My picture book

Children of grade II collected their favorite animals, created a booklet and shared the animal names in Hindi.



## Roll and read



Children of grade I rolled the dice in turns, read and wrote the words in the notebook. They also created their own sentence with a word in the grid whenever they reached an empty box.



# Stepping into recipe



Children of grade II prepared a dish to identify the features of the recipe. They did fireless cooking activity, listed the ingredients and wrote the recipe.

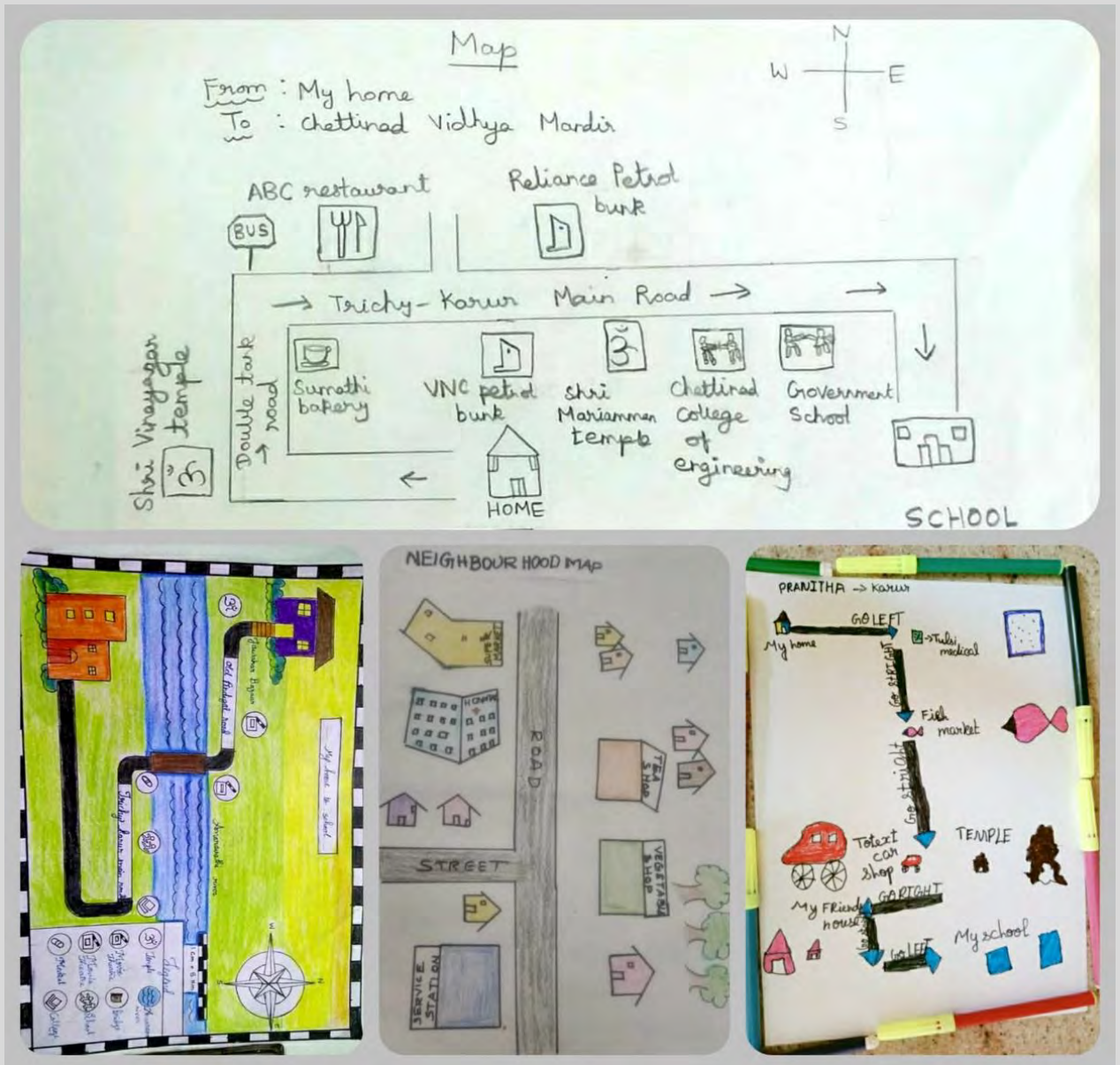


# Feeling Ladder



A Feeling Ladder was made by children of grade IV to to express their feelings when they are in school and at home using the adjectives ending with -ful and -ous. They drew faces expressing the feelings and wrote why they felt that way.

# Young Cartographers



Children of grade IV created their own map with all the important landmarks and the elements of the map from their home to school.



# Alliteration

Creative advertisements were made using Alliteration by grade V students.



# Comic strips



The young cartoonists of grade-V created comic strips on the conversation between Corona virus and our bones.




# Learning through tools



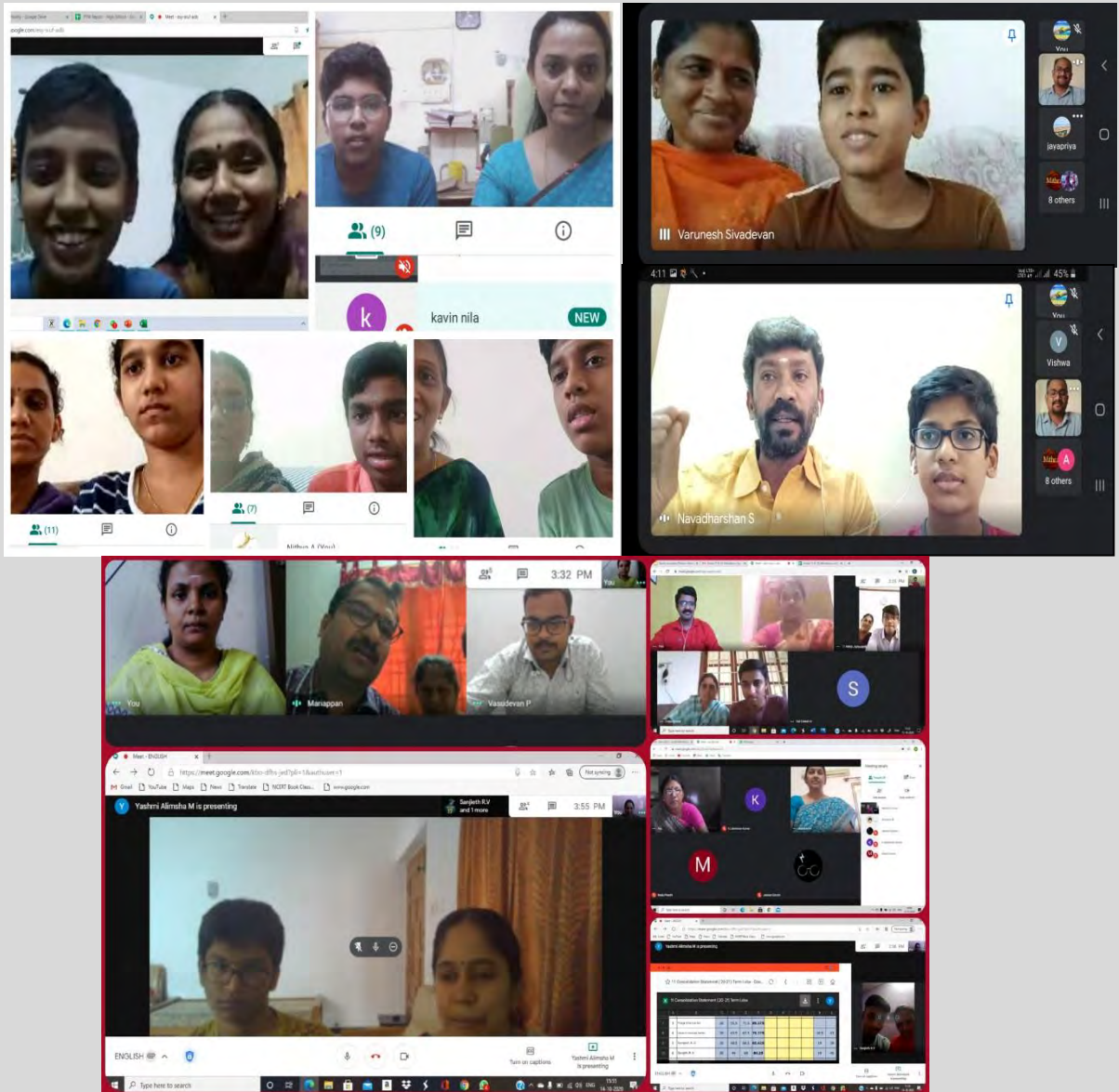
The Lino tool was used to brainstorm the parts and the functions of the human respiratory system for grade VI students.

## Model making



Grade VII students presented their models about Human Respiratory System.

# We collaborate

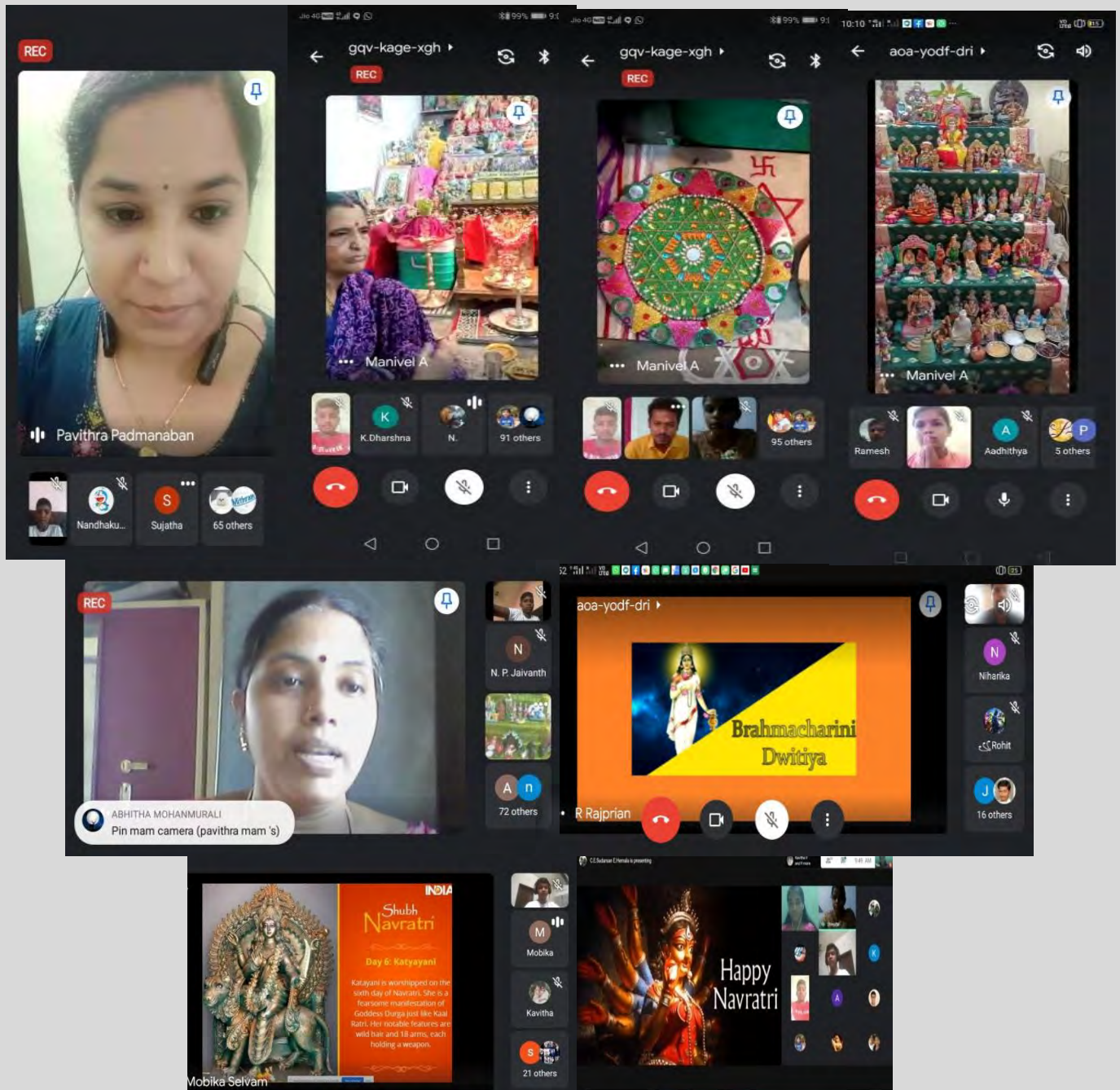


Parents Teachers Meet happened in the month of October from the 14<sup>th</sup> to the 16<sup>th</sup> .

The academic progress, events happening in the school and the online class experiences were shared by the students.




# Navaratri celebration



Students researched on the significance of Navratri and shared it with their friends.

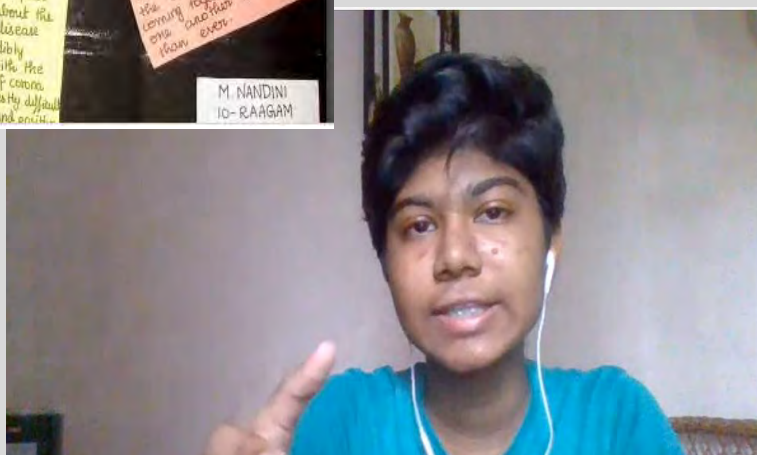
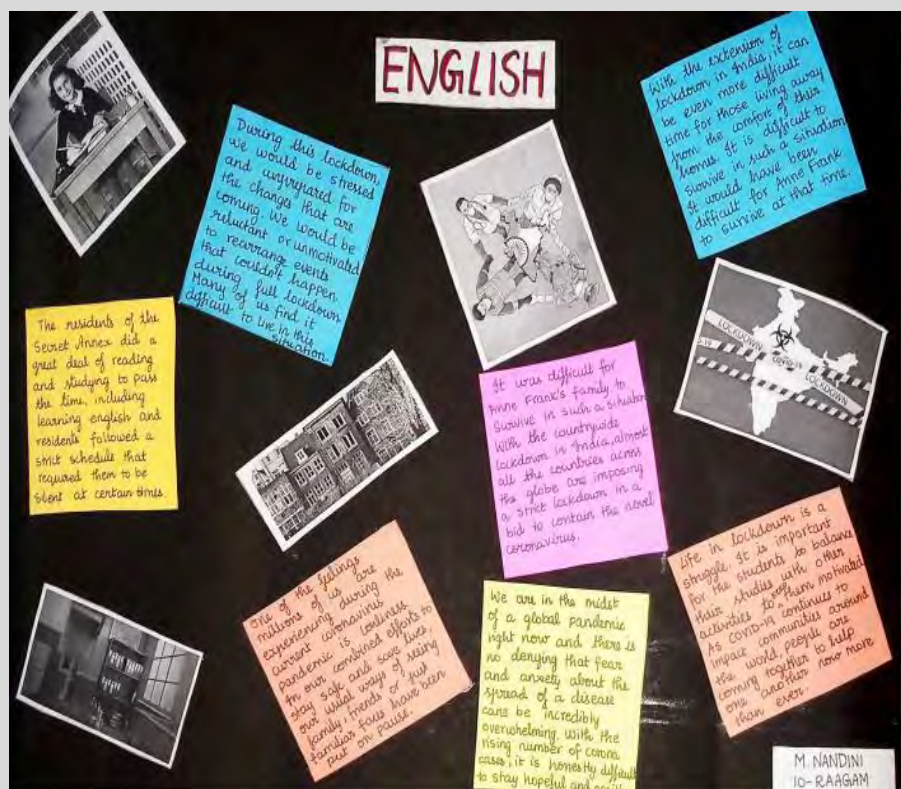
# Navarathri Celebration



Virtual guests, virtual tour on golu, puppet show by teachers were the highlights of the celebration.

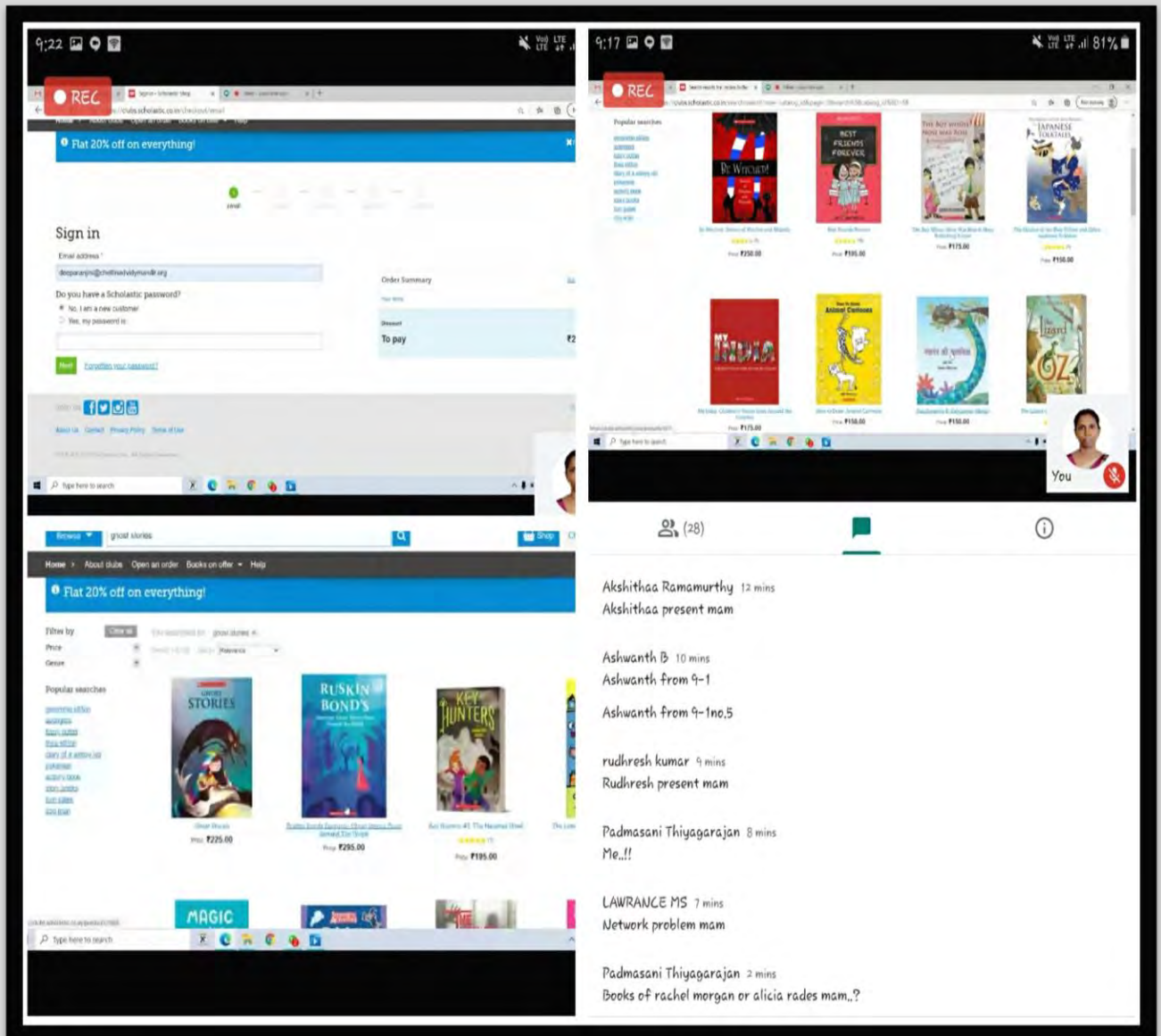


# A Comparative Study



A comparative study was made by grade 10 students. They compared the life of Anne Frank and life of people in quarantine.

# Book Fair



It was all new online shopping experience for all the students to access the scholastic book store through the scholastic book fair.



# Self Assessment Portfolio

The screenshot displays a Zoom meeting interface. The top half shows a presentation with three slides. The first slide, titled 'Learner here is an active participant involved in constructing his or her journey through the portfolio building process of selecting organizing and reflecting.', features a diagram with three blue boxes: 'Purposeful collection of intentionally chosen work by a student', 'It is a tool for assessing a variety of skills not usually available in a single setting of the traditional written paper and pencil tests', and 'It includes self and peer assessment'. The second slide, titled 'Must List', lists various assessment methods: Self Assessment, Peer Assessment, Group Assessment, Parent Assessment, Skill graph, Art Integration, Sports integration, Case Study, Mind Map, and Field Trip. The third slide, titled 'Assessing Portfolio', lists criteria: Organisation – Neatness, Creativity and Visual Appeal; Completion of guided work focused on specific curricular objectives; Evidences of Student's growth; and Inclusion of all relevant work (Completeness). It also includes a word of caution: 'Portfolios need to be developed in an easy to manage form. They need to be meaningful but simple and accessible.' The bottom half of the screenshot shows the Zoom interface with a participant list on the right. The list includes Priyadharshini N, Padmapriya R, and Padmapriya R. The bottom status bar shows 82 participants in the meeting and 80 others in the meeting.

Learner here is an active participant involved in constructing his or her journey through the portfolio building process of selecting organizing and reflecting.

Purposeful collection of intentionally chosen work by a student

It is a tool for assessing a variety of skills not usually available in a single setting of the traditional written paper and pencil tests

It includes self and peer assessment

Must List

- Self Assessment
- Peer Assessment
- Group Assessment
- Parent Assessment
- Skill graph
- Art Integration
- Sports integration
- Case Study
- Mind Map
- Field Trip

Assessing Portfolio

- Organisation – Neatness, Creativity and Visual Appeal
- Completion of guided work focused on specific curricular objectives
- Evidences of Student's growth.
- Inclusion of all relevant work (Completeness) Teachers can include other subject relevant criteria and elements to assess portfolios.

word of caution: Portfolios need to be developed in an easy to manage form. They need to be meaningful but simple and accessible.

Participants in the meeting: (82)

Others in the meeting (80)

As a part of self assessment, students were enlightened to create a portfolio, which is a document to be submitted for Internal assessment.

# Learning to be focused



Principal, Ms. Vidhya.M.S met grade XI and XII students and shared the ways of setting focused goals and objectives.

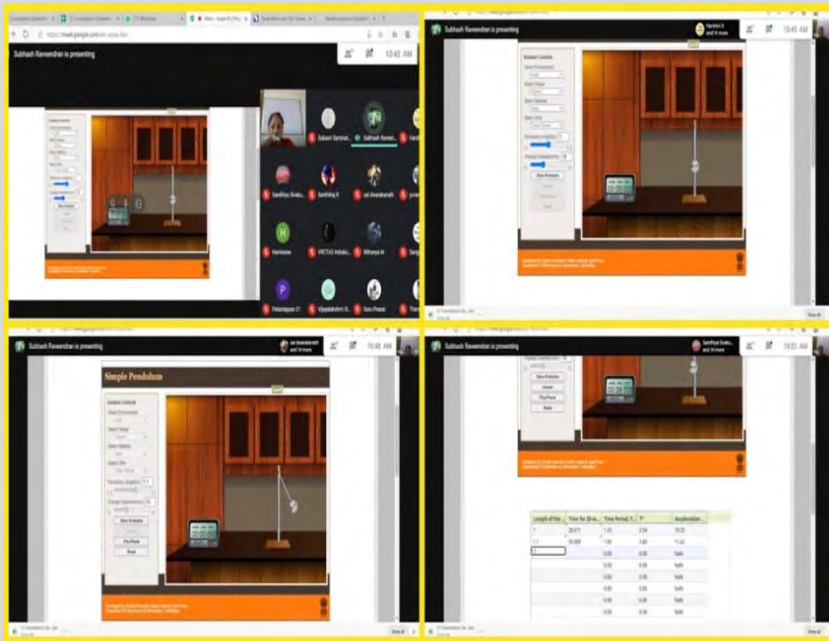


# Terminal exam



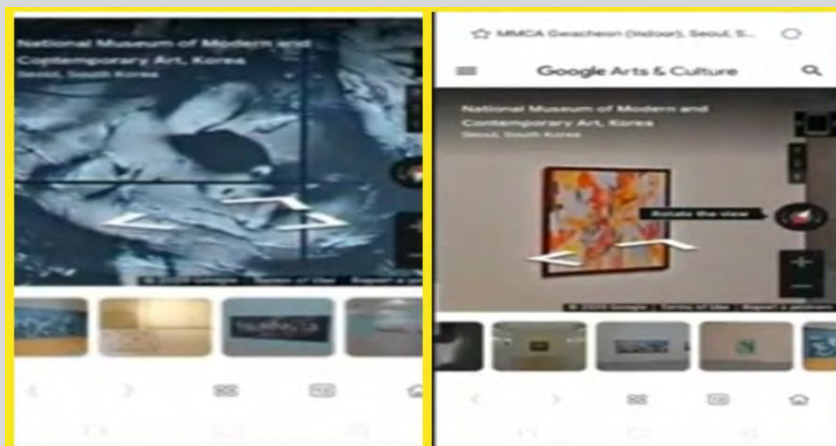
Senior Secondary students did their first terminal exam through online and offline modes.

# Virtual Practicals



Simulation of the Simple Pendulum experiment was demonstrated using OLABS for grade XI.

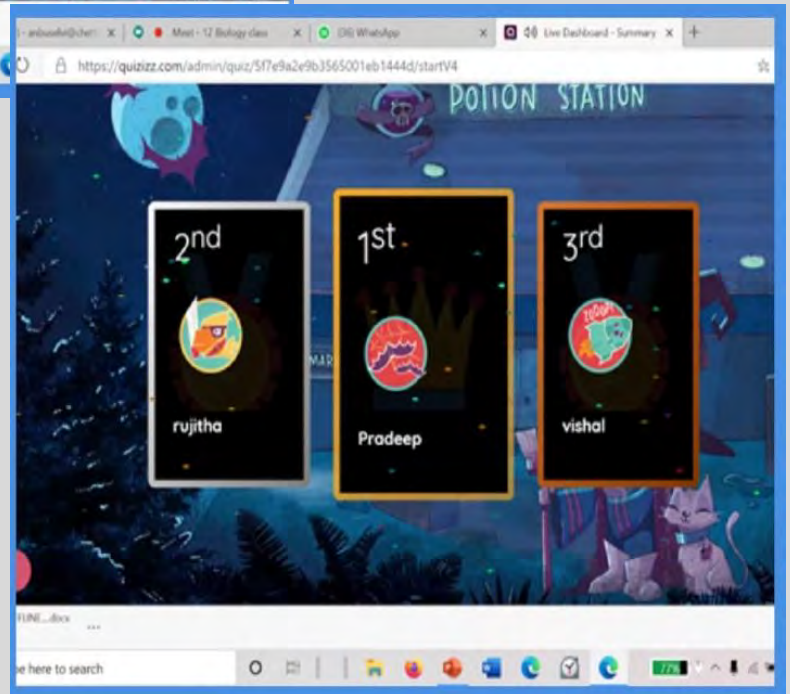
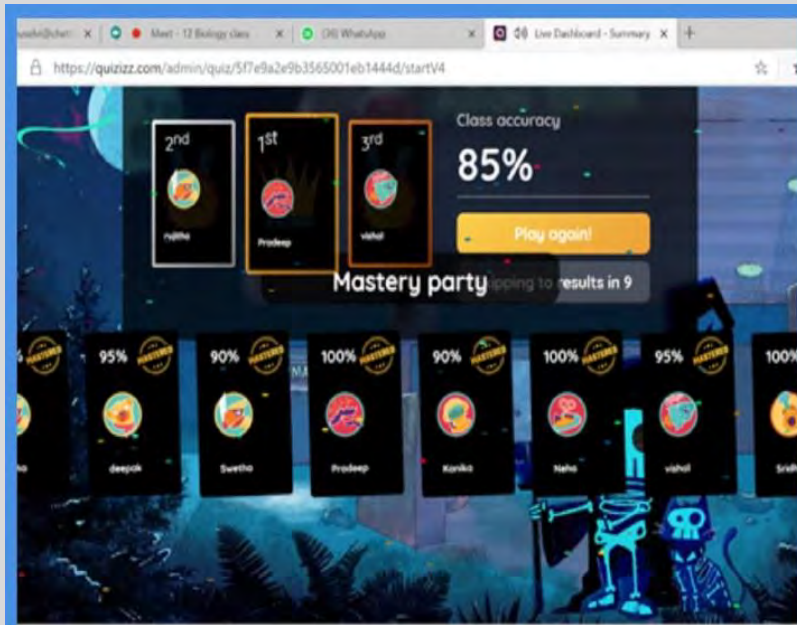
# Virtual Tour - English



Grade XI students were taken on a virtual tour to an art gallery in North Korea

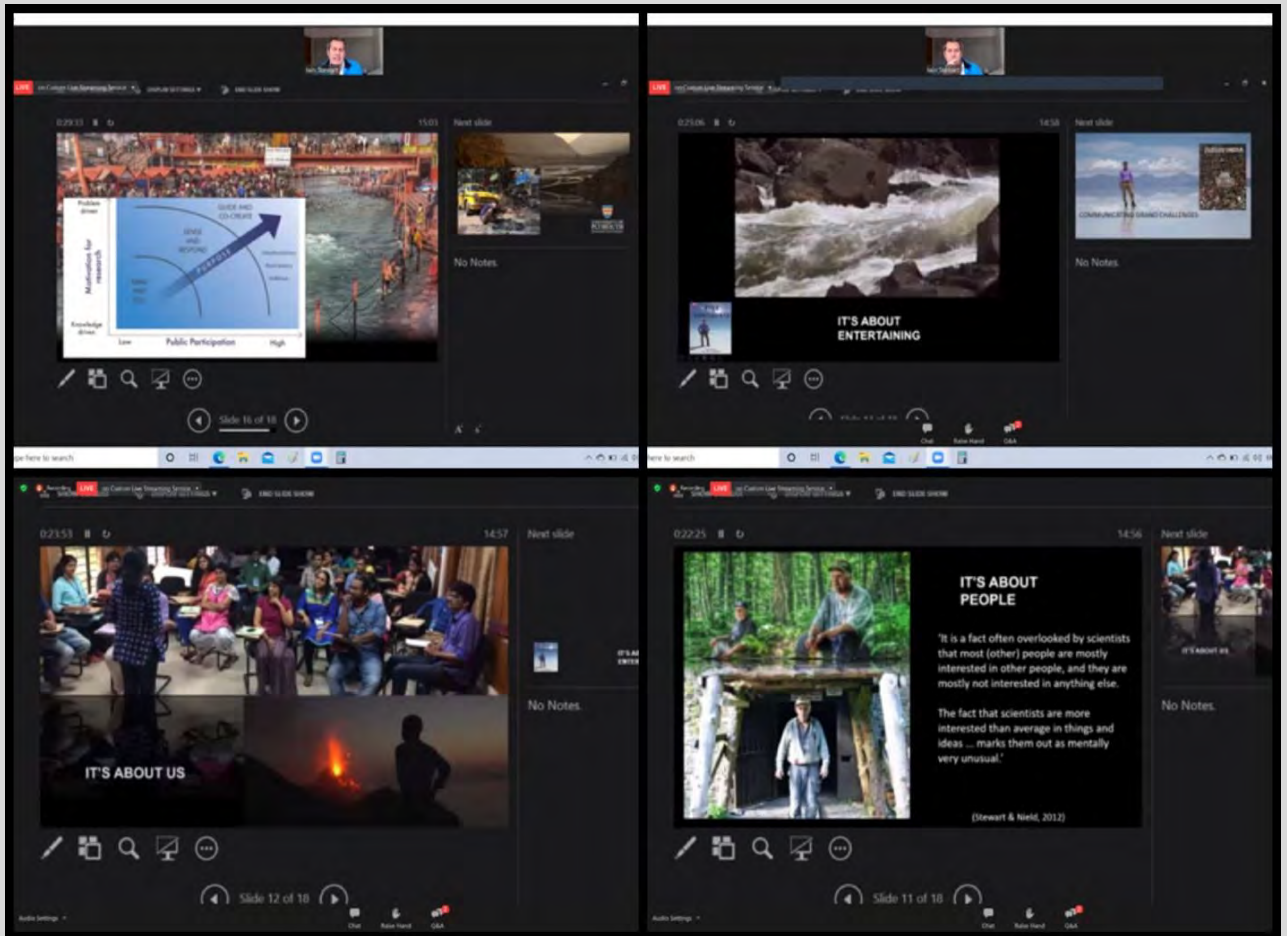


# Tools to recapitulate




Quizziz tool was used for grade XII students to do the recapitulation of the learnt concept in Biotechnology.

# Professional Development



Session on "Selling Planet Earth: Re-purposing Science Communications for Sustainable Human **Wellbeing**" by Iain Stewart - Ashoka University was attended by Jayadevi acharya.





# Chettinad Vidya Mandir

Chettipalayam, Puliur C.F, Karur District, Tamil Nadu.

Contact Numbers: T +(0)4324 251977, M +(0)9786696574

E-mail: [info@chettinadvidyamandir.org](mailto:info@chettinadvidyamandir.org)

Website: [www.chettinadvidyamandir.org](http://www.chettinadvidyamandir.org)